




District Health Assessment for Multiple District 330 through December 2024

		Clubs							Membership							Member Strength		Cancellation		Reports			Finance	Leadership			
District Name	Status/ Number of Months in Status *	Active Clubs	Clubs in Status Quo	Total Clubs	% Status Quo Clubs in Financial Suspension	New Clubs	Cancelled Clubs	YTD Net Club Gain/Loss	Current Members In Active Clubs	Current Members In Status Quo Clubs	Current Total Members Count	YTD Add	YTD Drop	YTD NetGrowth (includes Active and Status Quo)	YTD NetGrowth% (includes Active and Status Quo)	Member Count 12 Months Ago	Average Member Count Per Club	% of Clubs with less than 20 members	Average Cancelled Club Age	Members Lost Due to Cancelled Clubs	% of Clubs Reporting Service	% No MMR in 3 Months	% No Officer Report in 12 months	% of Clubs with balance 90+ days	Number of Zone Chairs Recorded	Number of Region Chairs Recorded	District Officers Vacancies **
330 A		181	0	181	0%	1	1	0	4638	0	4638	268	300	-32	-0.69%	5,098	26	46%	16	7	44%	54%	2%	8%	34	14	
330 B		137	0	137	0%	1	0	1	3375	0	3375	207	111	96	2.93%	3,374	25	39%	0	0	47%	48%	1%	8%	31	11	
330 C		66	0	66	0%	0	0	0	1498	0	1498	67	63	4	0.27%	1,615	23	48%	0	0	30%	59%	3%	5%	12	0	
		384	0	384	0%	2	1	1	9511	0	9511	542	474	68	0.72%	10,087	25	44%	16	7	43%	53%	2%	8%	77	25	




District Health Assessment for Multiple District 331 through December 2024

District Name	Status/ Number of Months in Status *	Clubs							Membership							Member Strength		Cancellation		Reports			Finance	Leadership			
		Active Clubs	Clubs in Status Quo	Total Clubs	% Status Quo Clubs in Financial Suspension	New Clubs	Cancelled Clubs	YTD Net Club Gain/Loss	Current Members In Active Clubs	Current Members In Status Quo Clubs	Current Total Members Count	YTD Add	YTD Drop	YTD NetGrowth (includes Active and Status Quo)	YTD NetGrowth% (includes Active and Status Quo)	Member Count 12 Months Ago	Average Member Count Per Club	% of Clubs with less than 20 members	Average Cancelled Club Age	Members Lost Due to Cancelled Clubs	% of Clubs Reporting Service	% No MMR in 3 Months	% No Officer Report in 12 months	% of Clubs with balance 90+ days	Number of Zone Chairs Recorded	Number of Region Chairs Recorded	District Officers Vacancies **
331 A		70	0	70	0%	0	0	0	2351	0	2351	124	114	10	0.43%	2,368	34	23%	0	0	61%	37%	3%	3%	12	0	
331 B		69	0	69	0%	0	0	0	1896	0	1896	63	64	-1	-0.05%	1,945	27	39%	0	0	42%	42%	1%	4%	11	0	
331 C		43	0	43	0%	0	0	0	1485	0	1485	69	60	9	0.61%	1,507	35	19%	0	0	65%	47%	0%	5%	9	0	
		182	0	182	0%	0	0	0	5732	0	5732	256	238	18	0.32%	5,820	31	28%	0	0	55%	41%	2%	4%	32	0	




District Health Assessment for Multiple District 332 through December 2024

		Clubs							Membership							Member Strength		Cancellation		Reports			Finance	Leadership			
District Name	Status/ Number of Months in Status *	Active Clubs	Clubs in Status Quo	Total Clubs	% Status Quo Clubs in Financial Suspension	New Clubs	Cancelled Clubs	YTD Net Club Gain/Loss	Current Members In Active Clubs	Current Members In Status Quo Clubs	Current Total Members Count	YTD Add	YTD Drop	YTD NetGrowth (includes Active and Status Quo)	YTD NetGrowth% (includes Active and Status Quo)	Member Count 12 Months Ago	Average Member Count Per Club	% of Clubs with less than 20 members	Average Cancelled Club Age	Members Lost Due to Cancelled Clubs	% of Clubs Reporting Service	% No MMR in 3 Months	% No Officer Report in 12 months	% of Clubs with balance 90+ days	Number of Zone Chairs Recorded	Number of Region Chairs Recorded	District Officers Vacancies **
332 A		62	0	62	0%	0	0	0	1974	0	1974	77	49	28	1.44%	1,951	32	29%	0	0	34%	53%	0%	6%	11	5	
332 B		50	0	50	0%	0	0	0	1811	0	1811	54	69	-15	-0.82%	1,833	36	22%	0	0	56%	48%	0%	0%	10	0	
332 C		55	0	55	0%	0	0	0	1487	0	1487	53	51	2	0.13%	1,540	27	38%	0	0	36%	45%	4%	5%	9	0	2nd VDG
332 D		65	0	65	0%	0	1	-1	2102	0	2102	126	65	61	2.99%	2,183	32	17%	49	4	65%	43%	0%	12%	12	0	
332 E		48	0	48	0%	0	0	0	1590	0	1590	58	40	18	1.15%	1,631	33	15%	0	0	42%	40%	0%	2%	10	0	2nd VDG
332 F	T(20)	42	0	42	0%	0	1	-1	1137	0	1137	32	48	-16	-1.39%	1,214	27	45%	31	14	29%	67%	38%	5%	10	0	
		322	0	322	0%	0	2	-2	10101	0	10101	400	322	78	0.78%	10,352	31	27%	40	18	44%	49%	6%	6%	62	5	



District Health Assessment for Multiple District 333 through December 2024

		Clubs							Membership							Member Strength		Cancellation		Reports			Finance	Leadership			
District Name	Status/ Number of Months in Status *	Active Clubs	Clubs in Status Quo	Total Clubs	% Status Quo Clubs in Financial Suspension	New Clubs	Cancelled Clubs	YTD Net Club Gain/Loss	Current Members In Active Clubs	Current Members In Status Quo Clubs	Current Total Members Count	YTD Add	YTD Drop	YTD NetGrowth (includes Active and Status Quo)	YTD NetGrowth% (includes Active and Status Quo)	Member Count 12 Months Ago	Average Member Count Per Club	% of Clubs with less than 20 members	Average Cancelled Club Age	Members Lost Due to Cancelled Clubs	% of Clubs Reporting Service	% No MMR in 3 Months	% No Officer Report in 12 months	% of Clubs with balance 90+ days	Number of Zone Chairs Recorded	Number of Region Chairs Recorded	District Officers Vacancies **
333 A	T(1)	69	0	69	0%	0	0	0	2676	0	2676	158	90	68	2.61%	2,674	39	22%	0	0	65%	36%	4%	3%	12	0	
333 B		47	0	47	0%	1	0	1	1242	0	1242	66	179	-113	-8.34%	1,376	26	47%	0	0	49%	43%	0%	17%	8	0	
333 C		102	0	102	0%	0	1	-1	2624	0	2624	102	140	-38	-1.43%	2,664	26	40%	15	5	69%	47%	0%	5%	20	0	
333 D		45	0	45	0%	0	1	-1	1655	0	1655	55	122	-67	-3.89%	1,779	37	24%	16	39	73%	49%	2%	2%	8	0	
333 E		79	0	79	0%	0	0	0	3621	0	3621	173	215	-42	-1.15%	3,893	46	16%	0	0	78%	47%	0%	4%	14	0	
		342	0	342	0%	1	2	-1	11818	0	11818	554	746	-192	-1.60%	12,386	35	30%	15	44	68%	44%	1%	6%	62	0	

* - District Status: P - Provisional, T - Transitional.
** - District Officers Vacancies: DG - District Governor, 1st VDG - First Vice District Governor, 2nd VDG - Second Vice District Governor.